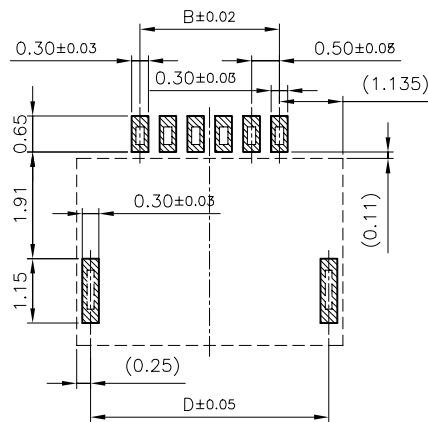
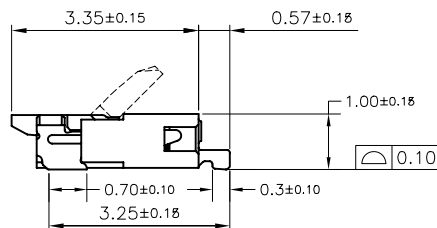
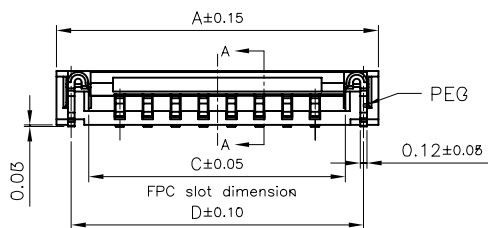


Applicable FPC

PIN NO	DIM. A	DIM. B	DIM. O	DIM. D
04	3.77	1.50	2.60	3.27
08	4.27	2.00	3.10	3.77
06	4.77	2.50	3.60	4.27
07	5.27	3.00	4.10	4.77
08	5.77	3.50	4.60	5.27
09	6.27	4.00	5.10	5.77
10	6.77	4.50	5.60	6.27
11	7.27	5.00	6.10	6.77
12	7.77	5.50	6.60	7.27
13	8.27	6.00	7.10	7.77
14	8.77	6.50	7.60	8.27
15	9.27	7.00	8.10	8.77
16	9.77	7.50	8.60	9.27
17	10.27	8.00	9.10	9.77
18	10.77	8.50	9.60	10.27
19	11.27	9.00	10.10	10.77
20	11.77	9.50	10.60	11.27
21	12.27	10.00	11.10	11.77
22	12.77	10.50	11.60	12.27
23	13.27	11.50	12.10	12.77
24	13.77	11.50	12.60	13.27
25	14.27	12.00	13.10	13.77
26	14.77	12.50	13.60	14.27
27	15.27	13.00	14.10	14.77
28	15.77	13.50	14.60	15.27
29	16.27	14.00	15.10	15.77
30	16.77	14.50	15.60	16.27
31	17.27	15.00	16.10	16.77
32	17.77	15.50	16.60	17.27
33	18.27	16.00	17.10	17.77
34	18.77	16.50	17.60	18.27
35	19.27	17.00	18.10	18.77
36	19.77	17.50	18.60	19.27
37	20.27	18.00	19.10	19.77
38	20.77	18.50	19.60	20.27
39	21.27	19.00	20.10	20.77
40	21.77	19.50	20.60	21.27
41	22.27	20.00	21.10	21.77
42	22.77	20.50	21.60	22.27
43	23.27	21.00	22.10	22.77
44	23.77	21.50	22.60	23.27
45	24.27	22.00	23.10	23.77
46	24.77	22.50	23.60	24.27
47	25.27	23.00	24.10	24.77
48	25.77	23.50	24.60	25.27
49	26.27	24.00	25.10	25.77
50	26.77	24.50	25.60	26.27



RECOMMEND PCB LAYOUT
TOLERANCE: ±0.05

NOTES:

- MATERIAL:
HOUSING: HIGHT-TEMP PLASTIC,UL 94V-0,COLOR:WHITE;
ACTUATOR: HIGHT-TEMP PLASTIC,UL 94V-0,COLOR:BROWN;
CONTACT: COPPER ALLOY;
LEG: COPPER ALLOY;
- PLATING:
CONTACT: GOLD OR TIN PLATED ON NICKEL OVERALL.
LEG: TIN PLATED ON NICKEL OVERALL.
- RATING:
CURRENT RATING: 0.4A AC/DC
VOLTAGE RATING: 50V AC/DC
TEMPERATURE RANGE: -55°C~+85°C;
- PART NO:

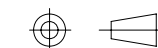
FPC 05 10-xx RL-TA x

0=Tin G=Gold flash 1=Au:1u"
3=Au:3u" 5=Au:5u" 10=Au10u"
Packing:Tape Reel
Right Angle/lower Contact Type
NO. of contacts
Series Number
Pitch=0.5mm
FPC Series

-TOLERANCES-
UNLESS OTHERWISE SPECIFIED
公差參考表

X.X	±0.30	X.X*	±5*
X.XX	±0.20	X.XX*	±2*
X.XXX	±0.10	X.XXX*	±1*

深圳扬讯电子有限公司



TITLE:
0.5mm Pitch FPC CONNECTOR
產品名稱: (For T=0.30mm FFC Cable)

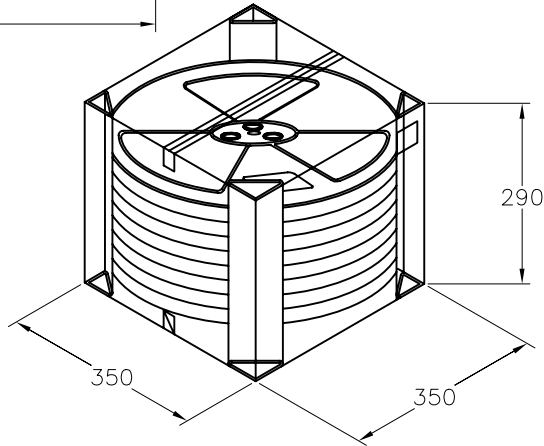
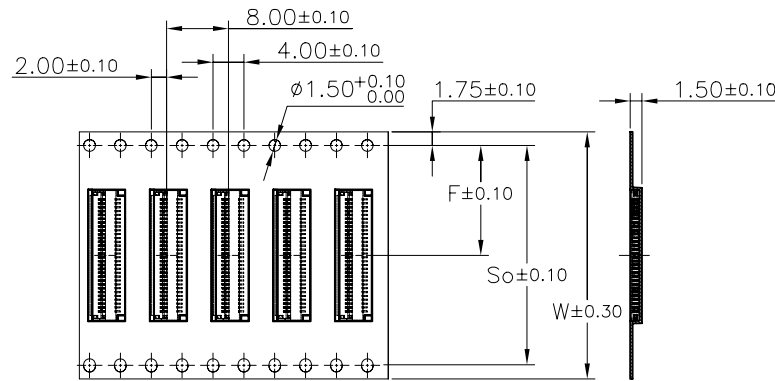
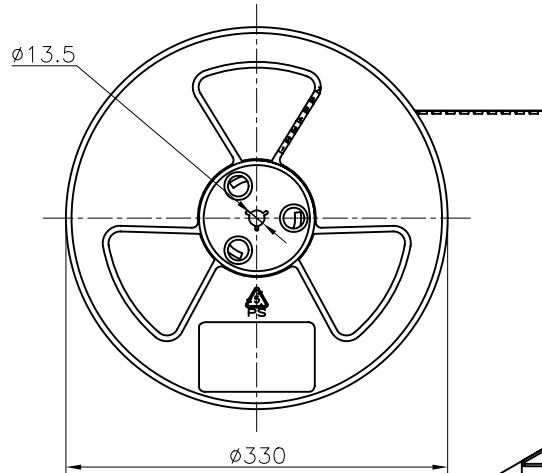
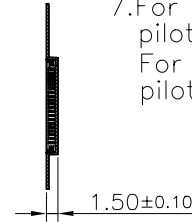
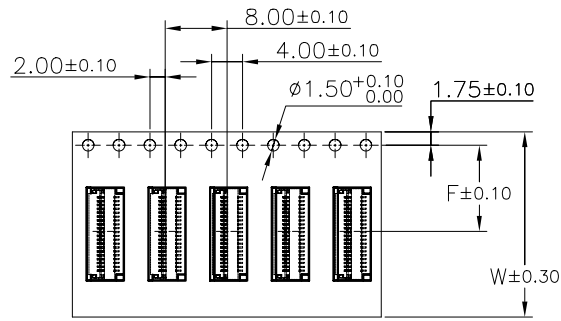
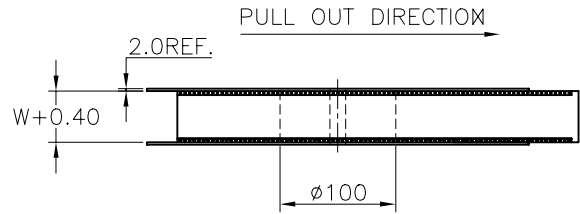
APPD: Nick
核准: Nick
CHECK: SC.Zhang
校對: SC.Zhang
DRAW: SC.Zhang
繪圖: SC.Zhang

DWG NO:
產品料號: FPC0510-xxRL-TAx
DATE SCALE UNIT PAGE
10/03/10 1:1 mm 1/2

本产品需符合 RoH8 SONY00259 其他
*禁止使用本公司所禁用有毒物质

A0	NEW DWG	SC.Zhang	10/03/10
REV	ECN.NO:	BY	DATE

EMBOSSED TAPE PACKING 0.5mm Pitch PC CONNECTOR , ZIF, SMT Type



- 1.10 Sprocket hole pitch cumulative tolerance ± 0.20 .
2. Carrier camber is within 1mm in 100mm.
3. Material: black conductive polystyrene alloy.
4. Material Thickness: 0.3 ± 0.05 mm.
5. All dimensions meet EIA-481-B requirements.
6. 5000pcs Pef Reel.
7. For tape width(dim W)16 and 24mm pilot holes are provided on one sides.
For tape width(dim W)32, 44 and 56mm pilot holes are provided on both sides.

No. of Contacts	DIM. W	DIM. A	DIM. B
4 ↓ 8	12	5.8	—
9 ↓ 13	16	7.8	—
14 ↓ 30	24	11.8	—
31 ↓ 40	32	14.2	28.4
41 ↓ 50	44	20.2	40.4

-TOLERANCES- UNLESS OTHERWISE SPECIFIED 公差参考表				深圳扬讯电子有限公司				
				TITLE: 0.5mm Pitch FPC CONNECTOR 產品名稱: (For T=0.30mm FFC Cable)				
X.X	± 0.30	X.X*	$\pm 5^*$	APPD: 核准: Nick	DWG NO: 產品料號: FPC0510-xxRL-TAx			
X.XX	± 0.20	X.XX*	$\pm 2^*$	CHECK: 校對: SC.Zhang	DATE	SCALE	UNIT	PAGE
X.XXX	± 0.10	X.XXX*	$\pm 1^*$	DRAW: 繪圖: SC.Zhang	10/03/10	1:1	mm	2/2

本产品需符合 RoH8 SONY00259 其他
※禁止使用本公司所禁用有毒物质

A0	NEW DWG	SC.Zhang	10/03/10
REV	ECN.NO:	BY	DATE